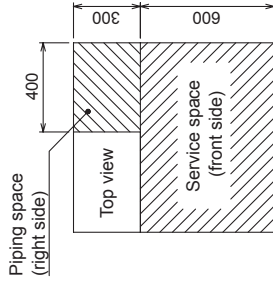
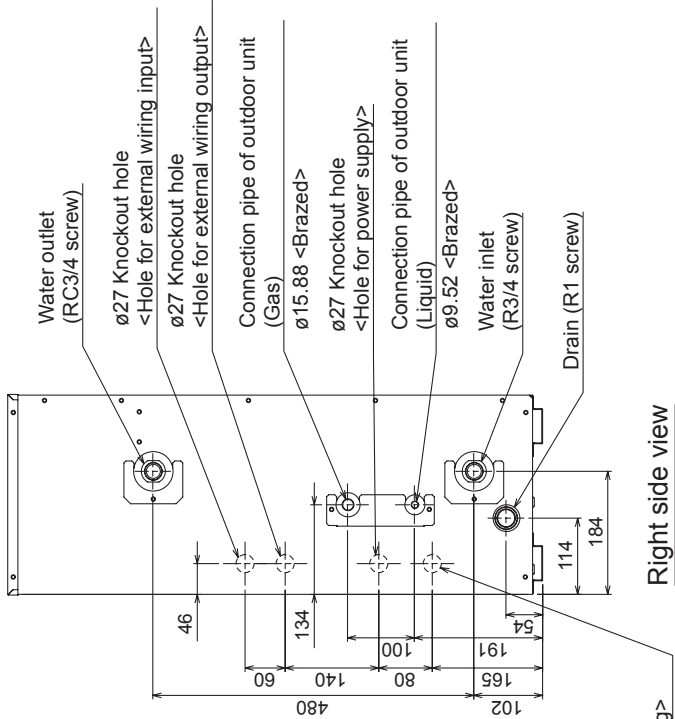
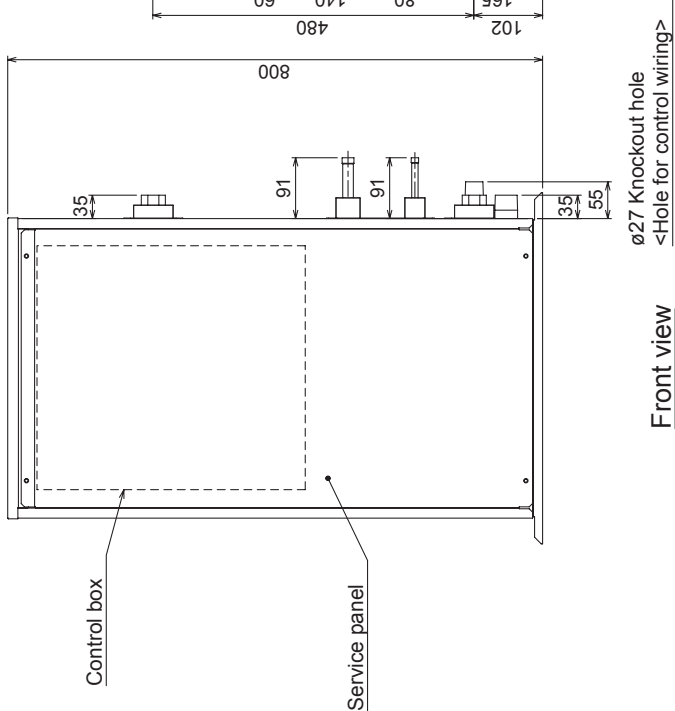
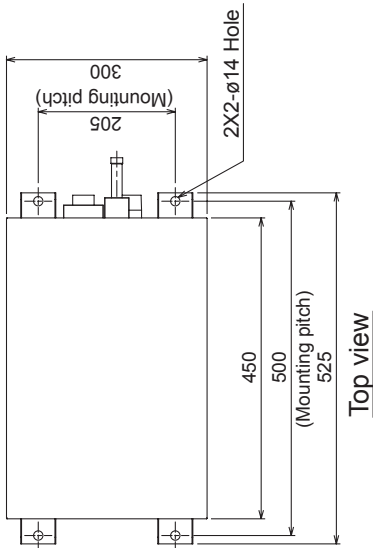


2. External Dimensions

(1) PWFY-P100VM-E-BU

- <Accessories>
- Y-type strainer (RC3/4) 1pc.
 - Heat Insulation material 1pc.
 - Connector set 2set
 - Wire 1pc.

- Note 1. Ensure no rain water or debris can enter the unit through any gaps around wiring or piping.
2. Ensure adequate service space is right around the unit, according to Fig A.
3. Please always make water circulate or add the brine to the circulation water when the ambient temperature becomes 0°C or less.
4. The unit is not designed for outside installations.
5. Install the unit in an environment where the wet bulb Temp. will not exceed 32degC.
6. Please always make water circulate or pull out the circulation water completely when not using it.
7. The water circuit must use the closed circuit.
8. Please don't use the steel material for the water piping material.
9. Connect the strainer which is put as accessory to water inlet pipe.



<Unit:mm>